

Happy Christmas

Cup of Christmas Bundle

Juanita Zavala

909-267-5065

jazcreatescfe@gmail.com

<http://jazatyorbadrive.com>



coffee & crafts

a step-by-step Tutorial



Card Base:

Very Vanilla Card Stock, 11 x 4 1/4, fold in half

Wrapped in Plaid Designer Series Paper, 5 3/8 x 4 1/8

Night Before Christmas Designer Series Paper, 4 1/8 x 3/4

Wrapped in Plaid Designer Series Paper, 4 1/8 x 1, for inside of card

Whisper White Card Stock, 5 3/8 x 4 1/8, for inside of card

Whisper White Card Stock, for cups, candy cane and sentiment

Happy Christmas

Cup of Christmas Bundle

Juanita Zavala

909-267-5065

jazcreatescave@gmail.com

<http://jazatyorbdrive.com>



1. Adhere Night Before Christmas Designer Series Paper to Wrapped in Plaid Designer Series Paper with Snail Adhesive.
2. Wrap a piece of Magnolia Lane ribbon to designer series paper piece and adhere to card base with Multi-Purpose glue.
3. Stamp cup image on Whisper White Card Stock and die cut using the Cup of Cheers die. Adhere to card base.
4. Die cut 1 cup on Whisper White Card Stock, and white part of candy cane. Die cut stripes piece on Real Red Card Stock. Die cut leaves one in Garden Green Card Stock and one in Old Olive Card Stock. Assemble candy cane and attached to back of cup with Mini Glue Dots. Attach leaves with Mini Glue Dots.
5. Make a bow with Lovely Lipstick Grosgrain Ribbon and attach to card base with Mini Glue Dots.
6. Stamp sentiment on piece of Whisper White Card Stock and die cut with Stitched Rectangle Dies. Add Red Rhinestones Basic Jewels.

Happy Christmas


Cup of Christmas Bundle

Juanita Zavala

909-267-5065

jazcreatescave@gmail.com

<http://jazatyorbadrive.com>



Inside of Card:

1. Adhere Wrapped in Plaid Designer Series Paper to tope of Whipser White Card Stock.
2. Stamp sentiment and adhere to inside of card base.

Cheers,

Juanita

Happy Christmas

Cup of Christmas Bundle

Juanita Zavala

909-267-5065

jazcreatescafe@gmail.com

<http://jazatyorbadrive.com>



[Cup Of Christmas Bundle \(En\) - 153025](#)

Price: \$47.50




[Itty Bitty Christmas Cling Stamp Set \(En\) - 150513](#)

Price: \$22.00



[Very Vanilla 8-1/2" X 11" Cardstock - 101650](#)

Price: \$9.75



[Garden Green 8-1/2" X 11" Cardstock - 102584](#)

Price: \$8.75



[Old Olive 8-1/2" X 11" Cardstock - 100702](#)

Price: \$8.75

Happy Christmas

Cup of Christmas Bundle

Juanita Zavala

909-267-5065

jazcreatescave@gmail.com

<http://jazatyorbadrive.com>



[Real Red 8-1/2" X 11" Cardstock - 102482](#)

Price: \$8.75




[Night Before Christmas 6" X 6" \(15.2 X 15.2 Cm\) Designer Series Paper - 150437](#)

Price: \$11.50




[Whisper White 8-1/2" X 11" Thick Cardstock - 140272](#)

Price: \$8.25



[Wrapped In Plaid 6" X 6" \(15.2 X 15.2 Cm\) Specialty Designer Series Paper - 149596](#)

Price: \$14.50



[Stitched Rectangle Dies - 148551](#)

Price: \$35.00

Happy Christmas

Cup of Christmas Bundle

Juanita Zavala

909-267-5065

jazcreatescave@gmail.com

<http://jazatyorbadrive.com>



[Magnolia Lane Ribbon Combo Pack - 149485](#)

Price: \$9.00




[Lovely Lipstick 1/8" \(3.2 Mm\) Grosgrain Ribbon - 146952](#)

Price: \$6.00



[Stampin' Dimensionals - 104430](#)

Price: \$4.00



[Red Rhinestone Basic Jewels - 146924](#)

Price: \$7.00



[Multipurpose Liquid Glue - 110755](#)

Price: \$4.00

Happy Christmas

Cup of Christmas Bundle

Juanita Zavala

909-267-5065

jazcreatescafe@gmail.com

<http://jazatyorbadrive.com>



[Snail Adhesive - 104332](#)

Price: \$7.00



[Jet Black Stazon Ink Pad - 101406](#)

Price: \$10.00



[Cherry Cobbler Classic Stampin' Pad - 147083](#)

Price: \$7.50